

EPIGAP Optronics GmbH

Koepenicker Str. 325b
 D-12555 Berlin
 Fon: +49 (0)30 657637 60
 Fax: +49 (0)30 657637 70
 sales@epigap-optronic.de



Data Sheet

page 1 of 3

UV SMD-LED

EOLS-360-393

Rev. 04, 2017

Radiation	Type	Case
UVA	AlGaIn	Ceramic SMD 3020 (1208)

Unit: mm
Tolerance: $\pm 0,1$

Back side
Marking at cathode

Description:

- Size 3.0 (W) x 2.0 (L) x 1.0 (H) mm
- Circuit substrate: Al₂O₃ ceramics
- Devices are RoHS conform
- Lead free solderable, soldering pads: gold plated
- Taped in 8 mm blister tape, cathode to transporting perforation
- All devices are sorted into radiant intensity classes
- Taping: face up (T)

Maximum Ratings

T_{amb} = 25°C, unless otherwise specified

Parameter	Test conditions	Symbol	Value	Unit
Forward current		I _F	20	mA
Peak forward current	tp ≤ 100 μs, τ=1/10	I _{FM}	30	mA
Operating temperature range		T _{amb}	-40 to +85	°C
Storage temperature range		T _{stg}	-40 to +85	°C

Optical and Electrical Characteristics

T_{amb} = 25°C, unless otherwise specified

Parameter	Symbol	Conditions	Min	typ	max	Unit
Forward voltage	V _F	I _F = 20 mA		3.6	4.2	V
Reverse current	I _R	V _R = 5 V			100	μA
Radiant power	Φ _e	I _F = 20 mA		1.1		mW
Radiant intensity	I _e	I _F = 20 mA	0.28	0.45		mW/sr
Peak wavelength	λ _p	I _F = 20 mA	353		360	nm
FWHM	Δλ _{0,5}	I _F = 20 mA		15		nm



We reserve the right to make changes to improve technical design and may do so without further notice. Parameters can vary in different applications. All operating parameters must be validated for each customer application by the customer.

EPIGAP Optronic GmbH

Koepenicker Str. 325b
D-12555 Berlin
Fon: +49 (0)30 657637 60
Fax: +49 (0)30 657637 70
sales@epigap-optronic.de

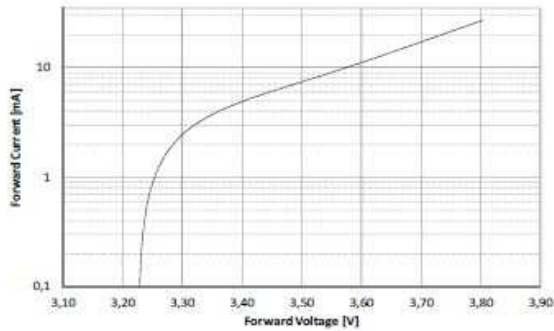


Data Sheet

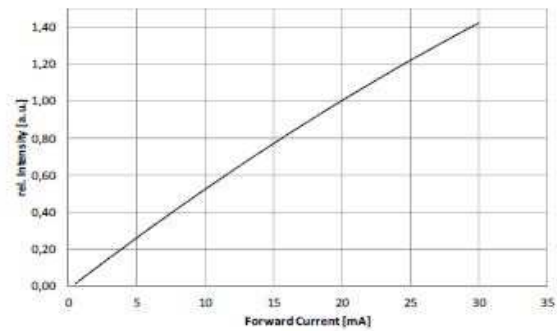
UV SMD-LED

EOLS-360-393

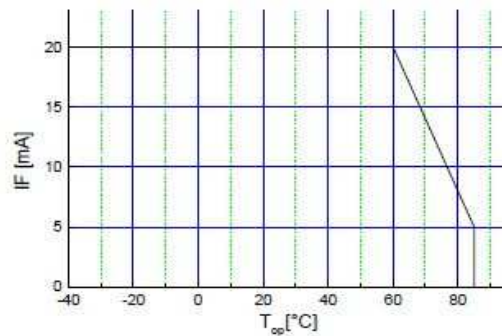
page 2 of 3
Rev. 04, 2017



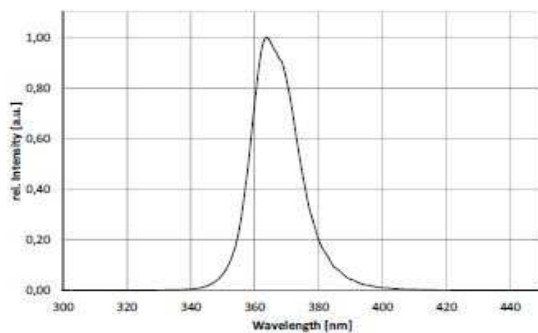
Forward Current vs. Forward Voltage



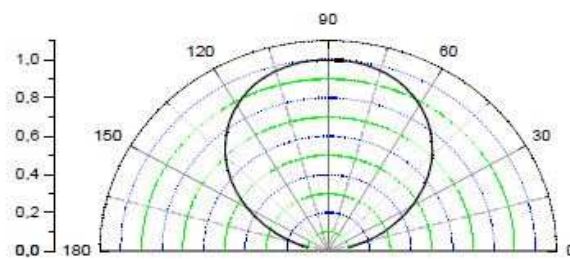
Intensity vs. Forward Current



Maximum Forward Current vs. Ambient Temperature



Spectrum @ 20mA



View Angle



We reserve the right to make changes to improve technical design and may do so without further notice. Parameters can vary in different applications. All operating parameters must be validated for each customer application by the customer.

EPIGAP Optronic GmbH

Koepenicker Str. 325b
D-12555 Berlin
Fon: +49 (0)30 657637 60
Fax: +49 (0)30 657637 70
sales@epigap-optronic.de



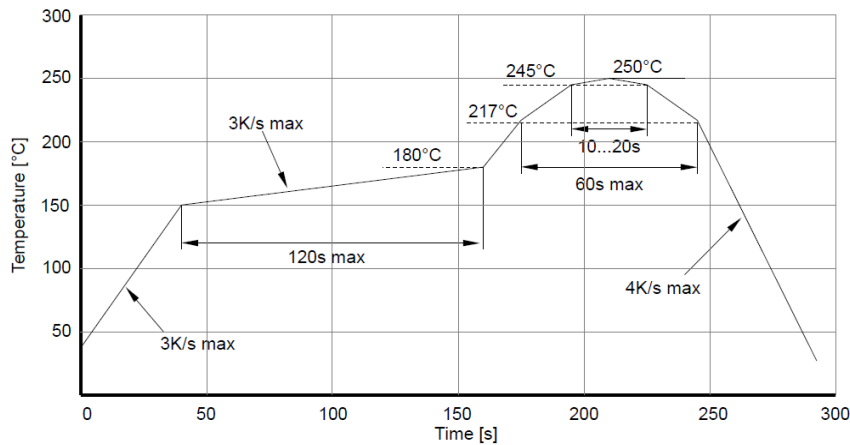
Data Sheet

page 3 of 3

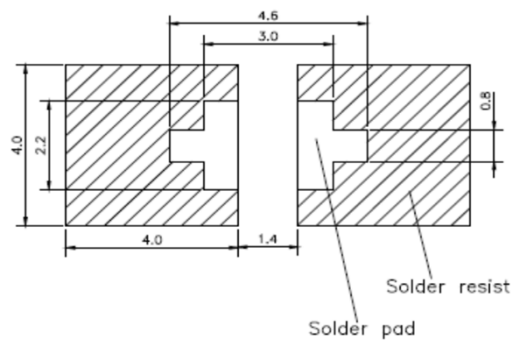
UV SMD-LED

EOLS-360-393

Rev. 04, 2017



IR reflow soldering profile for lead free soldering



Recommended soldering pad

Manual soldering: max power of iron 25 W / 300 °C for 3 s.

Art. No. 133 206



We reserve the right to make changes to improve technical design and may do so without further notice. Parameters can vary in different applications. All operating parameters must be validated for each customer application by the customer.