

EPIGAP Optronic GmbH

Koepenicker Str. 325
 D-12555 Berlin
 Fon: +49 (0)30 657637 60
 Fax: +49 (0)30 657637 70
 sales@epigap-optronic.de



Data Sheet

page 1 of 4

UV SMD LED

EOLS-340-697

Rev. 04, 2020

Radiation	Type	Case
UVA	AlGaIn	Ceramic SMD 3535 (1414), flat top

Unit: mm

Applications:

- Analytical instruments: biochemical, medical, and scientific analysis
- Photo catalyst
- Medical phototherapy
- UV curing: spot bonding, printing, film coating and general purpose

Maximum Ratings

$T_{amb} = 25^{\circ}\text{C}$, unless otherwise specified

Parameter	Test conditions	Symbol	Value	Unit
Forward current		I_F	350	mA
Operating temperature range		T_{amb}	-30 to +85	$^{\circ}\text{C}$
Storage temperature range	no condensation	T_{stg}	-40 to +85	$^{\circ}\text{C}$
Junction temperature		T_J	90	$^{\circ}\text{C}$
Thermal resistance junction-ambient		R_{th}	10	K/W

Optical and Electrical Characteristics

$T_{amb} = 25^{\circ}\text{C}$, unless otherwise specified

Parameter	Symbol	Conditions	Min	typ	max	Unit
Forward voltage	V_F	$I_F = 350 \text{ mA}$		5.5	6.5	V
Radiant power	Φ_e	$I_F = 350 \text{ mA}$	32	44		mW
Peak wavelength	λ_p	$I_F = 350 \text{ mA}$	335	340	345	nm
FWHM	$\Delta\lambda_{0.5}$	$I_F = 350 \text{ mA}$		10	15	nm
Viewing angle	ϕ	$I_F = 350 \text{ mA}$		120		deg



We reserve the right to make changes to improve technical design and may do so without further notice. Parameters can vary in different applications. All operating parameters must be validated for each customer application by the customer.

EPIGAP Optronik GmbH

Koepenicker Str. 325
D-12555 Berlin
Fon: +49 (0)30 657637 60
Fax: +49 (0)30 657637 70
sales@epigap-optronic.de

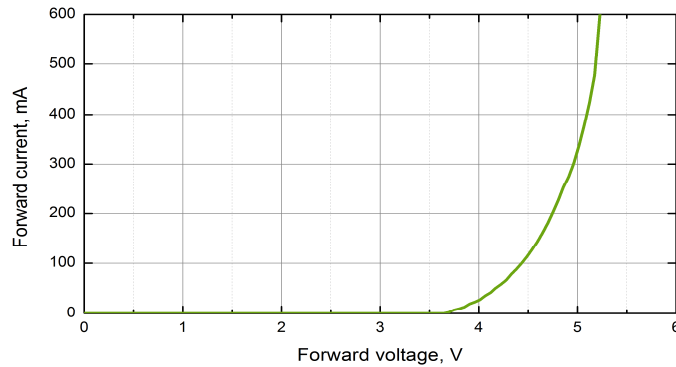


Data Sheet

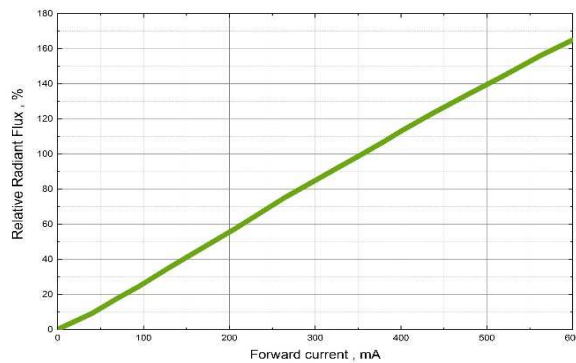
UV SMD LED

EOLS-340-697

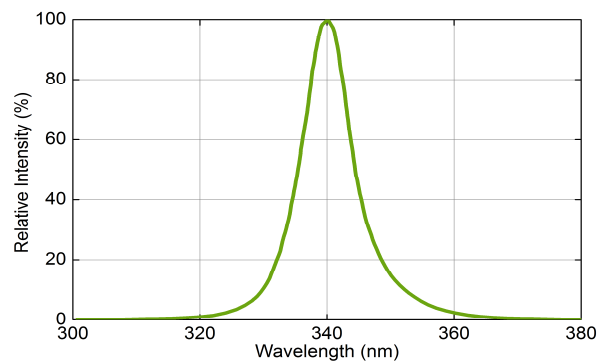
page 2 of 4
Rev. 04, 2020



Forward current vs forward voltage



Radiant power vs forward current



Spectrum @ 350 mA



We reserve the right to make changes to improve technical design and may do so without further notice. Parameters can vary in different applications. All operating parameters must be validated for each customer application by the customer.

EPIGAP Optronic GmbH

Koepenicker Str. 325
D-12555 Berlin
Fon: +49 (0)30 657637 60
Fax: +49 (0)30 657637 70
sales@epigap-optronic.de



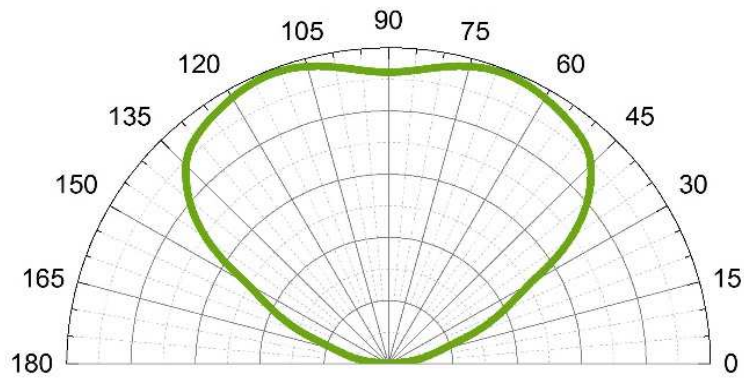
Data Sheet

page 3 of 4

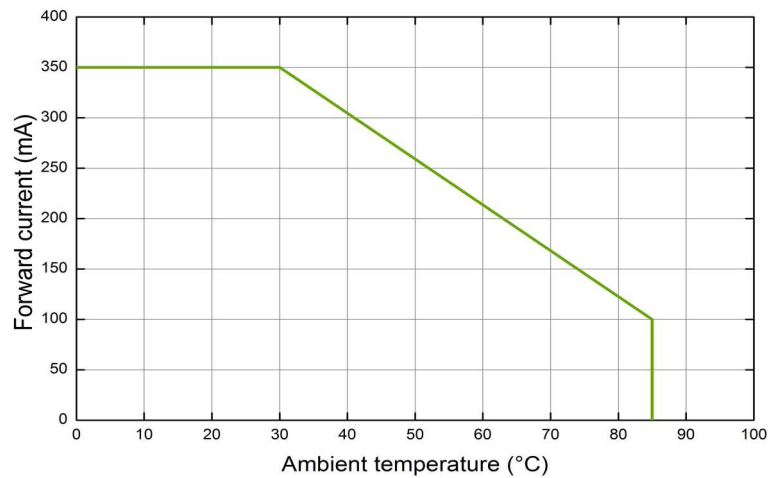
UV SMD LED

EOLS-340-697

Rev. 04, 2020



Radiation pattern



Thermal derating curve



We reserve the right to make changes to improve technical design and may do so without further notice. Parameters can vary in different applications. All operating parameters must be validated for each customer application by the customer.

EPIGAP Optronik GmbH

Koepenicker Str. 325
D-12555 Berlin
Fon: +49 (0)30 657637 60
Fax: +49 (0)30 657637 70
sales@epigap-optronic.de

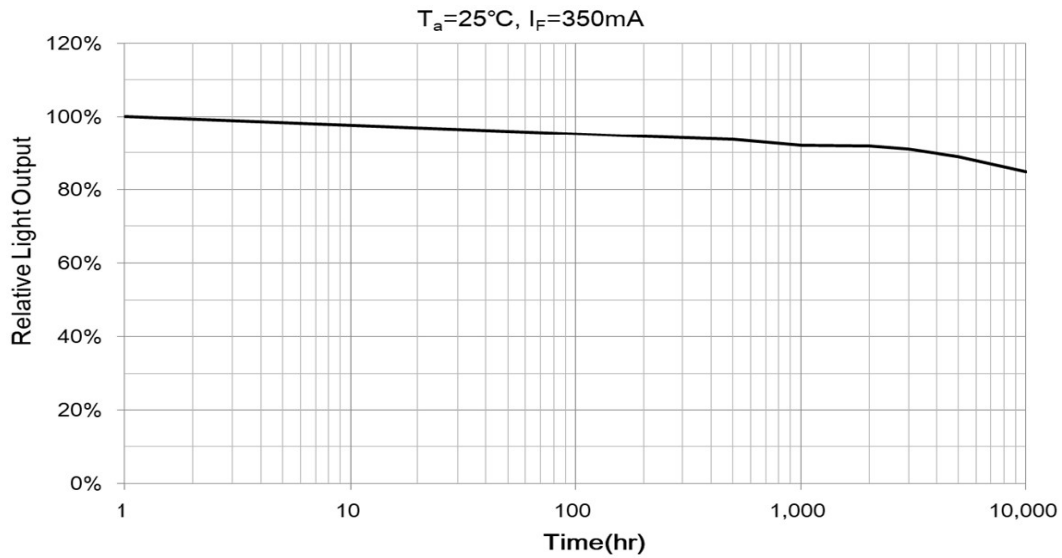


Data Sheet

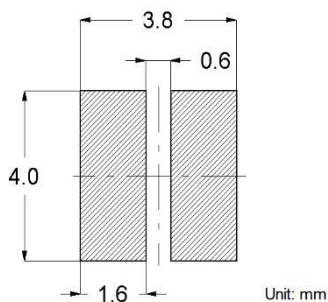
UV SMD LED

EOLS-340-697

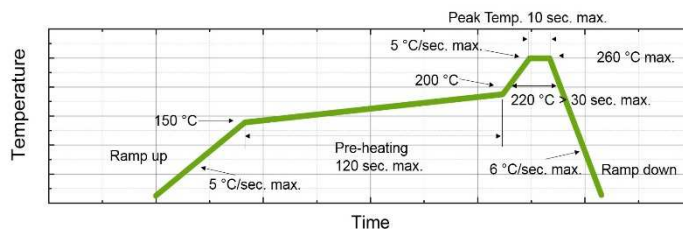
page 4 of 4
Rev. 04, 2020



Life expectancy data (LED on Al heatsink with fan)



Recommended solder pad



Reflow soldering profile

Art. No. 133 234



We reserve the right to make changes to improve technical design and may do so without further notice. Parameters can vary in different applications. All operating parameters must be validated for each customer application by the customer.