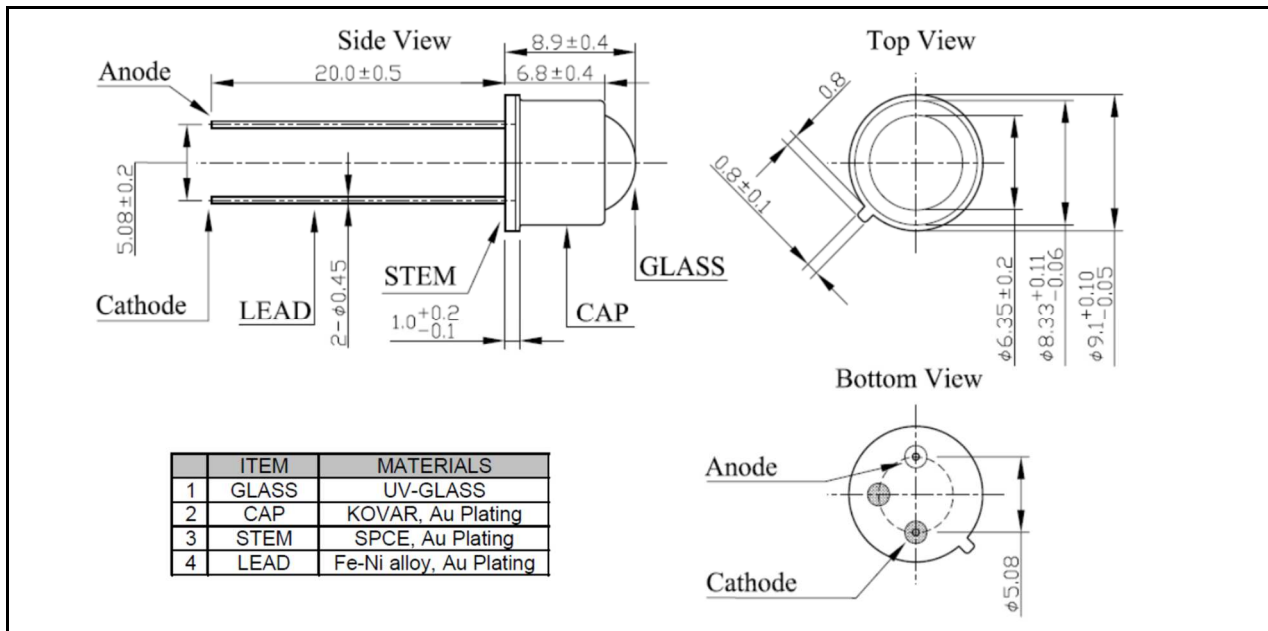


**Data sheet**

**UV LED**

**EOLD-340-013-6**

Radiation	Type	Case
Ultraviolet (UVA)	AlGaIn, with reflector	metal TO-5 package w. lens



**Maximum Ratings**

All dimensions in mm. Anode: connected to case, cathode: isolated

T<sub>amb</sub> = 25°C, unless otherwise specified

Parameter	Test conditions	Symbol	Value	Unit
Forward current		I <sub>F</sub>	40	mA
Operating temperature range		T <sub>amb</sub>	-30 to +80	°C
Storage temperature range		T <sub>stg</sub>	-40 to +100	°C
Manual soldering temperature	< 3 s	T <sub>slg</sub>	350	°C
Flow soldering temperature	< 5 s	T <sub>slg</sub>	250	°C

**Optical and Electrical Characteristics**

T<sub>amb</sub> = 25°C, unless otherwise specified

Parameter	Symbol	Conditions	Min	Typ	Max	Unit
Forward voltage	V <sub>F</sub>	I <sub>F</sub> = 20 mA		4		V
Radiant power	Φ <sub>e</sub>	I <sub>F</sub> = 20 mA		1		mW
Peak wavelength	λ <sub>p</sub>	I <sub>F</sub> = 20 mA	335	340	345	nm
FWHM	Δλ <sub>0,5</sub>	I <sub>F</sub> = 20 mA		9		nm
Viewing angle	φ	I <sub>F</sub> = 20 mA		6		deg.



We reserve the right to make changes to improve technical design and may do so without further notice. Parameters can vary in different applications. All operating parameters must be validated for each customer application by the customer.

# EPIGAP Optronic GmbH

Koepenicker Str. 325  
D-12555 Berlin  
Fon: +49 (0)30 657637 60  
Fax: +49 (0)30 657637 70  
sales@epigap-optronic.de



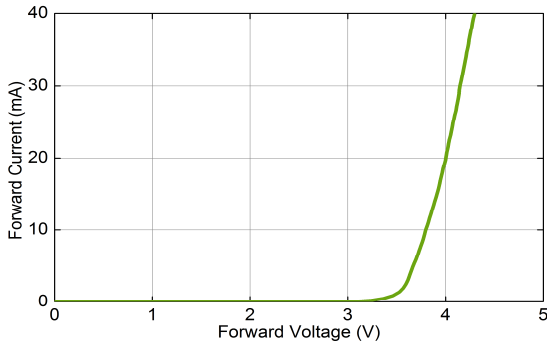
## Data sheet

page 2 of 2

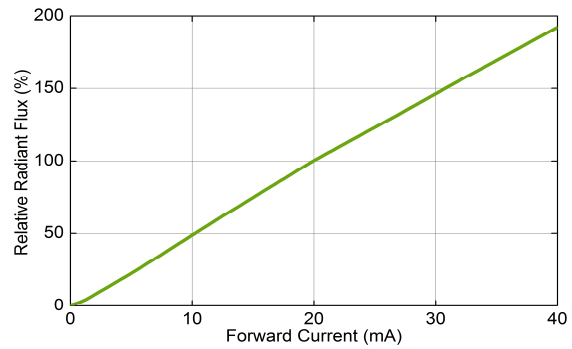
### UV LED

### EOLD-340-013-6

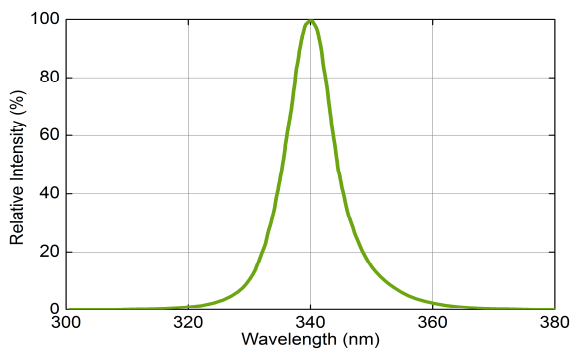
Rev. 02, 2020



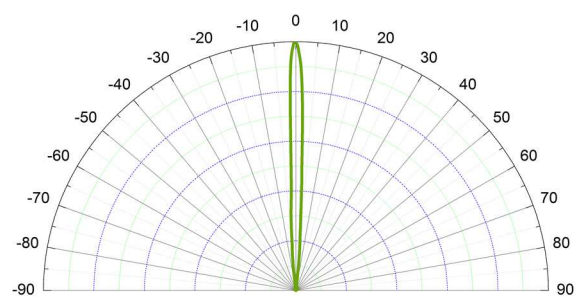
Forward current vs forward voltage



Radiant power vs forward current



Spectrum



Radiation pattern



Art. No. 134 015



We reserve the right to make changes to improve technical design and may do so without further notice. Parameters can vary in different applications. All operating parameters must be validated for each customer application by the customer.