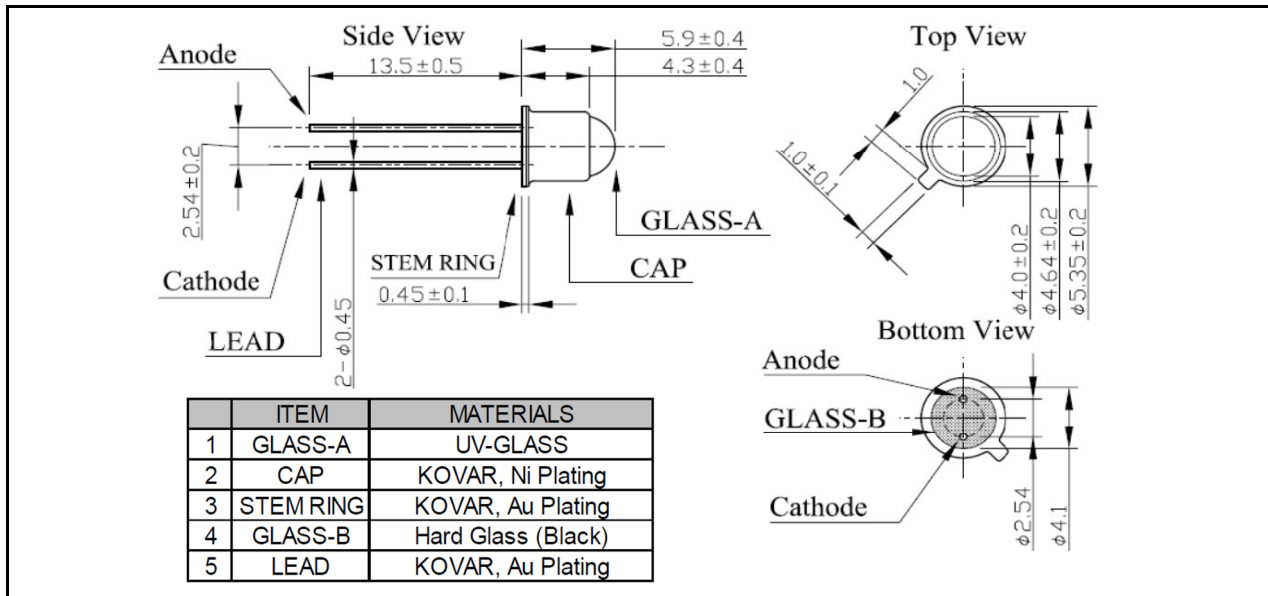


Data sheet

UV LED

EOLD-310-043

Radiation	Type	Case
Ultraviolet (UVB)	AlGaIn	metal TO-18 package with lens



All dimensions in mm

Maximum Ratings

T_{amb} = 25°C, unless otherwise specified

Parameter	Test conditions	Symbol	Value	Unit
Forward current		I _F	40	mA
Operating temperature range		T _{amb}	-30 to +80	°C
Storage temperature range		T _{stg}	-40 to +100	°C
Lead soldering temperature	Manual soldering, < 3 s	T _{slg}	350	°C
Lead soldering temperature	Flow soldering, < 5 s	T _{slg}	250	°C

Optical and Electrical Characteristics

T_{amb} = 25°C, unless otherwise specified

Parameter	Symbol	Conditions	Min	Typ	Max	Unit
Forward voltage	V _F	I _F = 20 mA		5		V
Radiant power	Φ _e	I _F = 20 mA		1.2		mW
Peak wavelength	λ _p	I _F = 20 mA	305	310	315	nm
FWHM	Δλ _{0,5}	I _F = 20 mA		15		nm
Viewing angle	φ	I _F = 20 mA		40		deg.



EPIGAP Optronik GmbH

Koepenicker Str. 325
D-12555 Berlin
Fon: +49 (0)30 657637 60
Fax: +49 (0)30 657637 70
sales@epigap-optronic.de



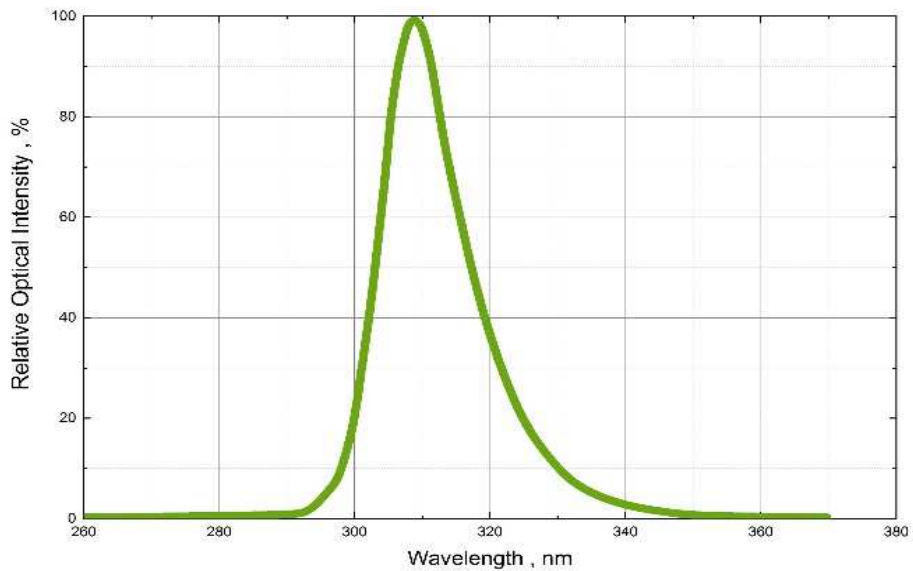
Data sheet

page 2 of 3

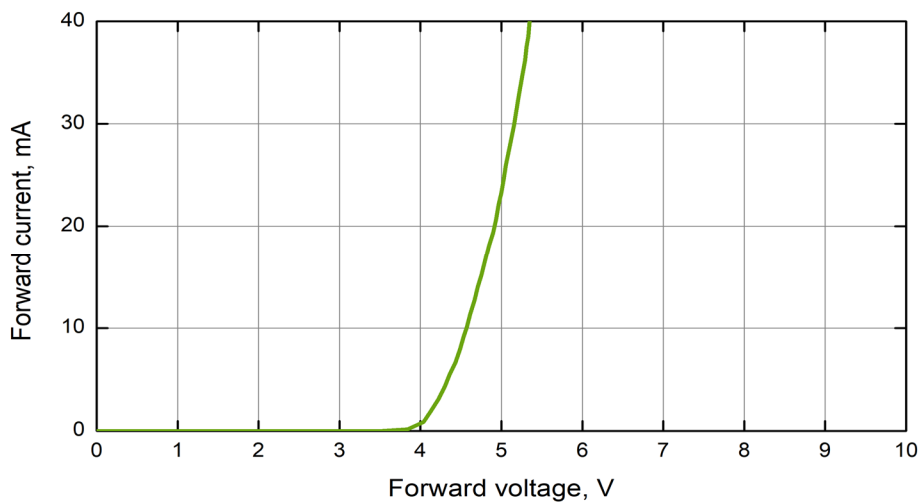
UV LED

EOLD-310-043

Rev. 02, 2020



Spectrum @ 20 mA



Forward current vs. forward voltage



We reserve the right to make changes to improve technical design and may do so without further notice. Parameters can vary in different applications. All operating parameters must be validated for each customer application by the customer.

EPIGAP Optronik GmbH

Koepenicker Str. 325
D-12555 Berlin
Fon: +49 (0)30 657637 60
Fax: +49 (0)30 657637 70
sales@epigap-optronic.de



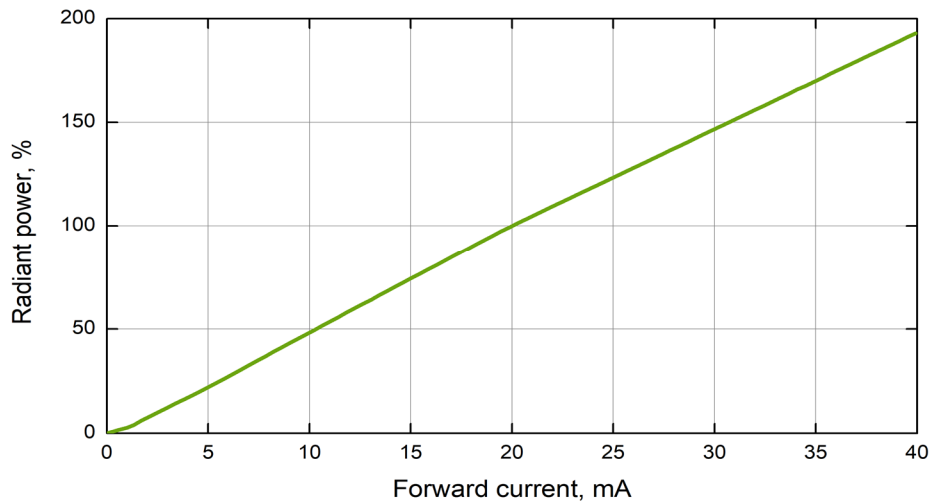
Data sheet

page 3 of 3

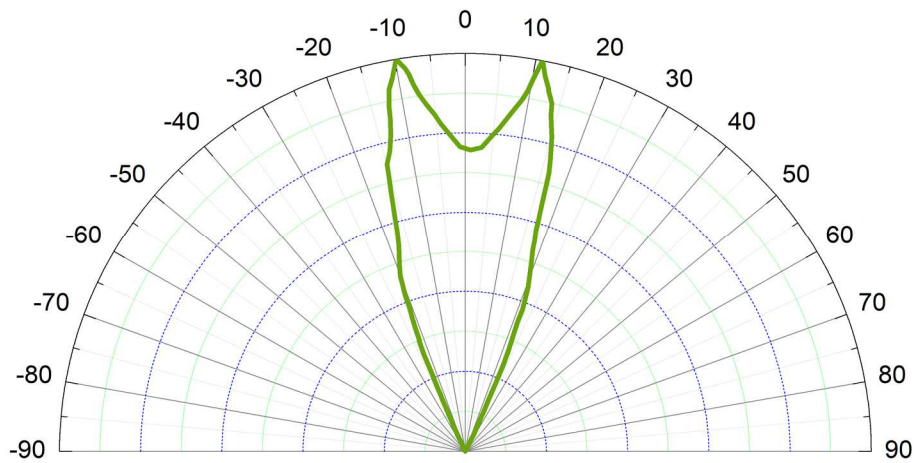
UV LED

EOLD-310-043

Rev. 02, 2020



Radiant power vs. forward current



Radiation pattern

Art. No. 134 109



We reserve the right to make changes to improve technical design and may do so without further notice. Parameters can vary in different applications. All operating parameters must be validated for each customer application by the customer.