

EPIGAP Optronik GmbH

Koepenicker Str. 325b
 D-12555 Berlin
 Fon: +49 (0)30 657637 60
 Fax: +49 (0)30 657637 70
 sales@epigap-optronic.de



Data Sheet

page 1 of 3

High Power SMD LED

EOLS-720-227

Rev. 01, 2017

Radiation	Type	Case
Deep red	AlGaAs	SMD 6046 (2418), ceramics

Thermal pad electrical not connected

Marking

Description:

- size: 6.0(L) x 4.6(W) x 4.3(H) mm
- high pulse current up to 1000 mA
- with lens, view angle 20°
- soldering pads: gold plated; only for reflow soldering
- marking at anode

Maximum Ratings

$T_{amb} = 25^{\circ}\text{C}$, unless otherwise specified

Parameter	Test conditions	Symbol	Value	Unit
Forward current		I_F	700	mA
Peak forward current	$t_p \leq 100 \mu\text{s}$, $\tau = 1:10$	I_{FM}	1000	mA
Reverse voltage		V_R	5	V
Thermal resistance		R_{th_JA}	5	K/W
Operating temperature range		T_{amb}	-40 to +85	$^{\circ}\text{C}$
Storage temperature range		T_{stg}	-40 to +85	$^{\circ}\text{C}$

Electrostatic discharge classification (MIL-STD-883) - class 1

Optical and Electrical Characteristics

$T_{amb} = 25^{\circ}\text{C}$, unless otherwise specified

Parameter	Symbol	Conditions	Min	typ	max	Unit
Forward voltage	V_F	$I_F = 350 \text{ mA}$		1.8	2.2	V
Radiant power*	Φ_e	$I_F = 350 \text{ mA}$		42		mW
Radiant intensity*	I_e	$I_F = 350 \text{ mA}$		125		mW/sr
Peak wavelength	λ_p	$I_F = 350 \text{ mA}$	710	720	720	nm
FWHM	$\Delta\lambda_{0,5}$	$I_F = 350 \text{ mA}$		25		nm
Reverse current	I_R	$I_R = 5 \text{ V}$			100	μA

*measured on star board



We reserve the right to make changes to improve technical design and may do so without further notice. Parameters can vary in different applications. All operating parameters must be validated for each customer application by the customer.

EPIGAP Optronik GmbH

Koepenicker Str. 325b
D-12555 Berlin
Fon: +49 (0)30 657637 60
Fax: +49 (0)30 657637 70
sales@epigap-optronic.de



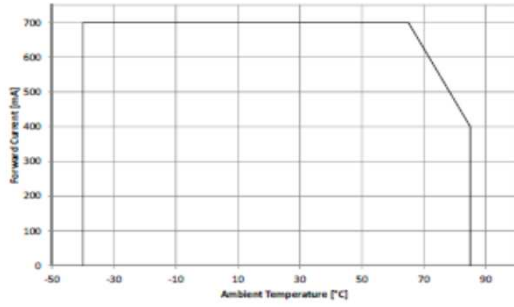
Data Sheet

page 2 of 3

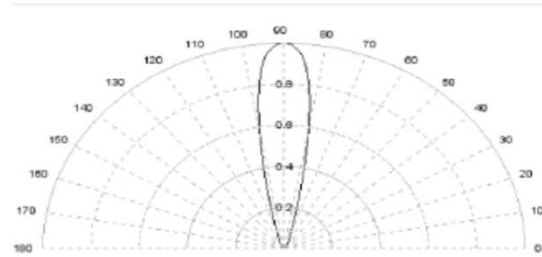
High Power SMD LED

EOLS-720-227

Rev. 01, 2017



Max. Forward Current vs. Ambient Temperature
Max. Flussstrom über Umgebungstemperatur



View Angle
Abstrahlung



We reserve the right to make changes to improve technical design and may do so without further notice. Parameters can vary in different applications. All operating parameters must be validated for each customer application by the customer.

EPIGAP Optronik GmbH

Koepenicker Str. 325b
D-12555 Berlin
Fon: +49 (0)30 657637 60
Fax: +49 (0)30 657637 70
sales@epigap-optronic.de



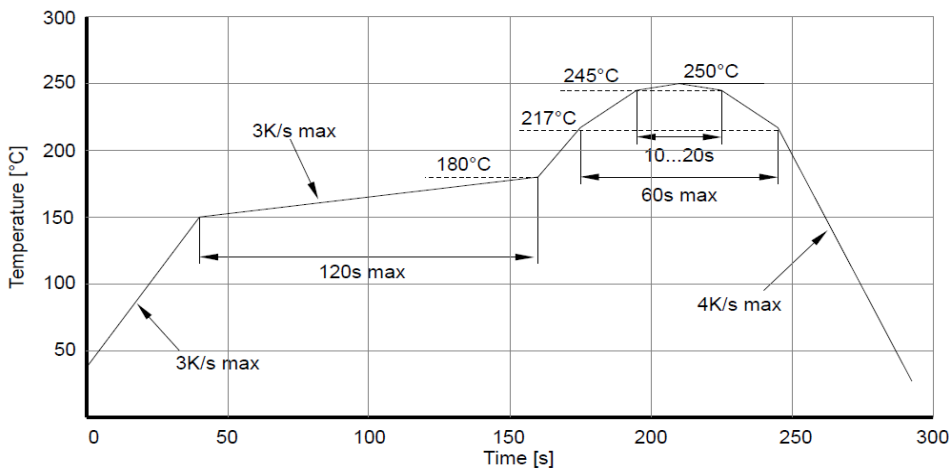
Data Sheet

page 3 of 3

High Power SMD LED

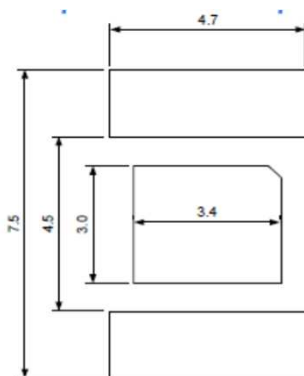
EOLS-720-227

Rev. 01, 2017



IR reflow soldering
profile for lead free
soldering

IR Reflow
Lötprozess für
bleifreies Lot



Recommended soldering pad

Thermal pad needs to be connected to a heat sink
with less than 10K/W thermal resistance.

Art. No. 133 172



We reserve the right to make changes to improve technical design and may do so without further notice. Parameters can vary in different applications. All operating parameters must be validated for each customer application by the customer.